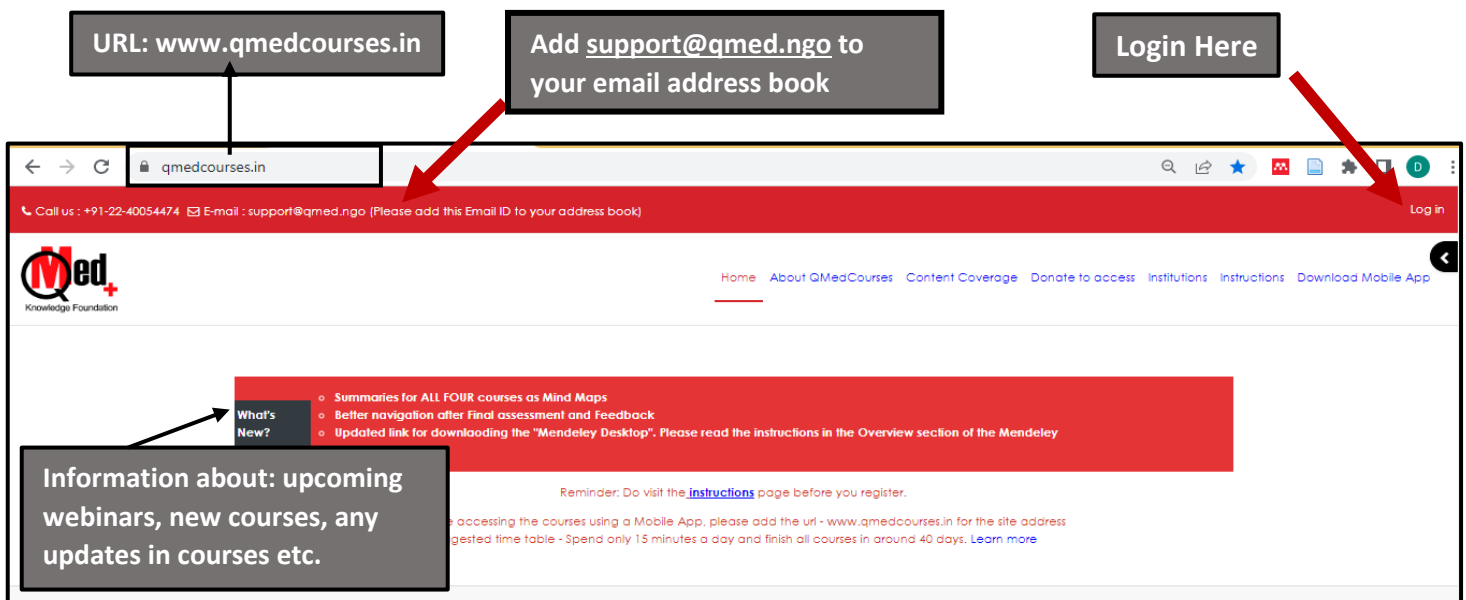


QMed Knowledge Foundation's Step-by-step guide to use

QMedCourses

www.qmedcourses.in

The Home page



URL: www.qmedcourses.in

Add support@qmed.ngo to your email address book

Login Here

Call us : +91-22-40054474 | E-mail : support@qmed.ngo (Please add this Email ID to your address book) | [Log in](#)

Home | [About QMedCourses](#) | [Content Coverage](#) | [Donate to access](#) | [Institutions](#) | [Instructions](#) | [Download Mobile App](#)

What's New?

- Summaries for ALL FOUR courses as Mind Maps
- Better navigation after Final assessment and Feedback
- Updated link for downloading the "Mendeley Desktop". Please read the instructions in the Overview section of the Mendeley

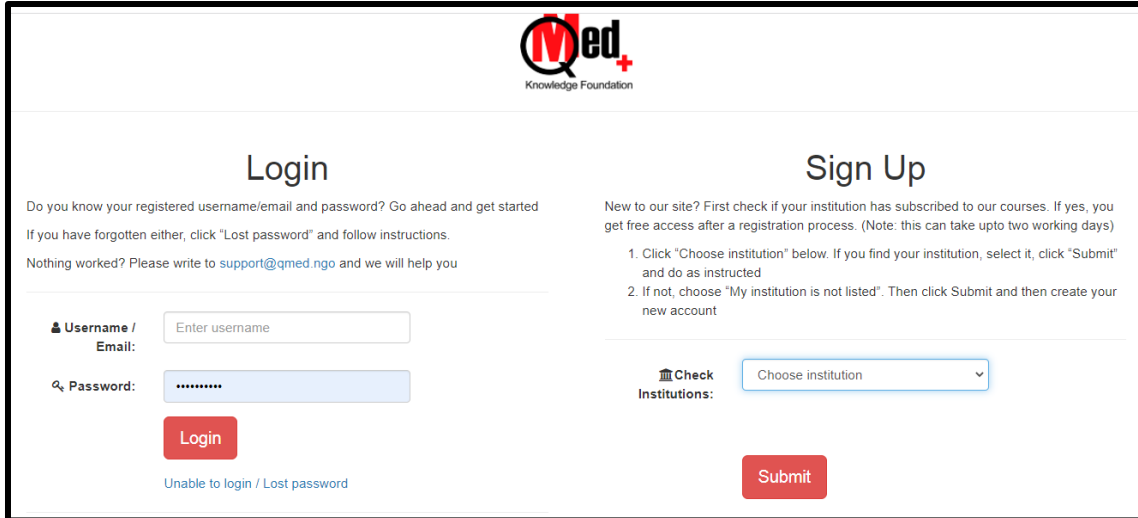
Reminder: Do visit the [instructions](#) page before you register.

For accessing the courses using a Mobile App, please add the url - www.qmedcourses.in for the site address
Suggested time table - Spend only 15 minutes a day and finish all courses in around 40 days. [Learn more](#)

Information about: upcoming webinars, new courses, any updates in courses etc.

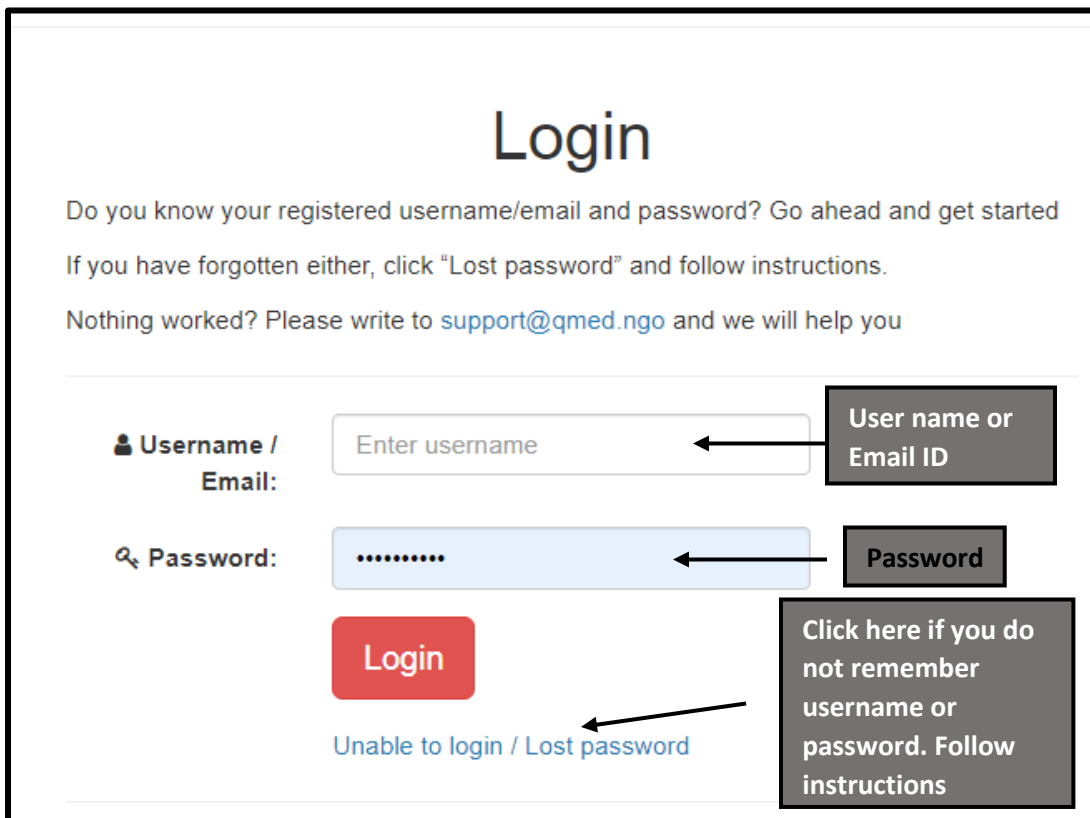
Login Page

Here you will see two parts: **Login and Sign Up**



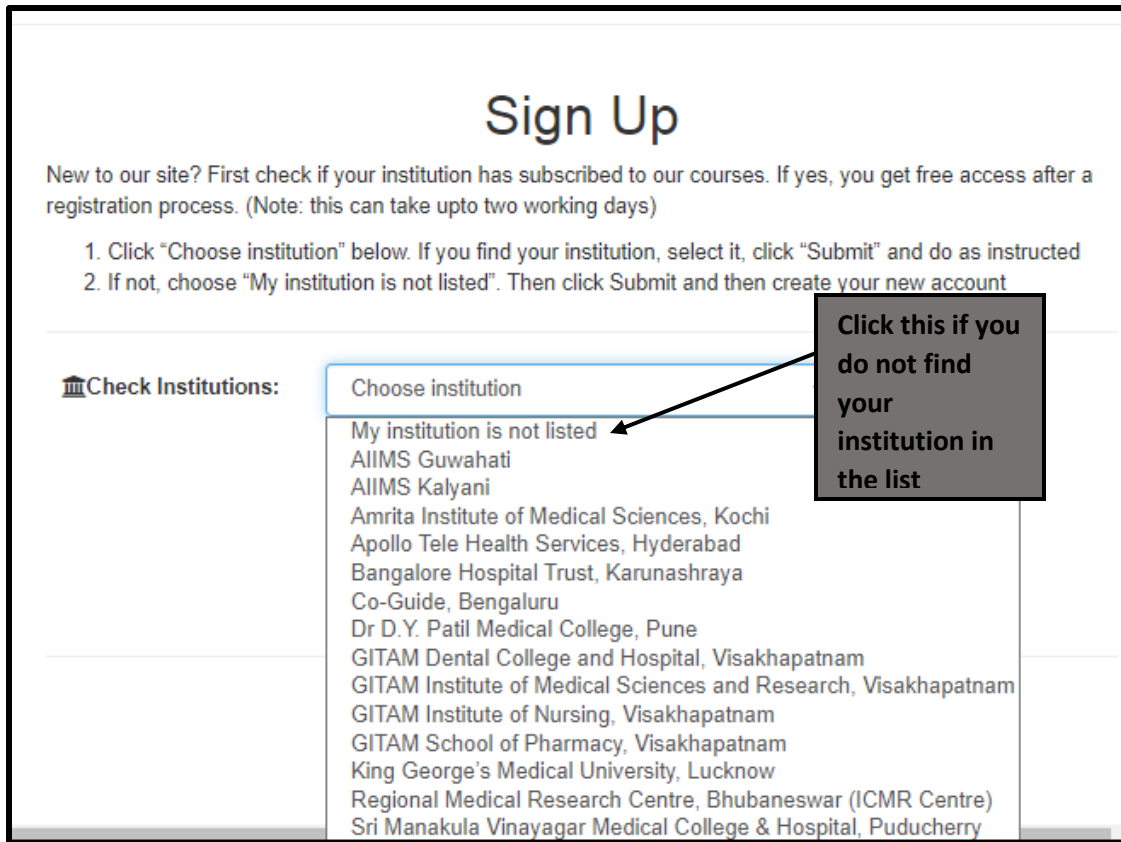
The screenshot shows the QMed Knowledge Foundation website interface. At the top center is the logo. Below it, the page is split into two columns: 'Login' and 'Sign Up'.
Login Section:
 - Text: 'Do you know your registered username/email and password? Go ahead and get started. If you have forgotten either, click "Lost password" and follow instructions. Nothing worked? Please write to support@qmed.ngo and we will help you'
 - Form: 'Username / Email:' with a text input field containing 'Enter username'.
 - Form: 'Password:' with a password input field containing '.....'.
 - Button: A red 'Login' button.
 - Link: '[Unable to login / Lost password](#)'
Sign Up Section:
 - Text: 'New to our site? First check if your institution has subscribed to our courses. If yes, you get free access after a registration process. (Note: this can take upto two working days)'
 - Instructions: '1. Click "Choose institution" below. If you find your institution, select it, click "Submit" and do as instructed. 2. If not, choose "My institution is not listed". Then click Submit and then create your new account'
 - Form: 'Check Institutions:' with a dropdown menu showing 'Choose institution'.
 - Button: A red 'Submit' button.

Login: Those who have already registered and have login details can enter their email id or username and password under the Login section and access the Courses. In-case you have forgotten your login credentials, click the link [Unable to login / Lost password](#) and follow the instructions.



This is an annotated version of the login page. The title 'Login' is centered at the top. Below it is the same introductory text as in the previous screenshot. The form fields and buttons are highlighted with grey boxes and arrows pointing to them:
 - A grey box labeled 'User name or Email ID' has an arrow pointing to the 'Enter username' input field.
 - A grey box labeled 'Password' has an arrow pointing to the password input field.
 - A grey box labeled 'Click here if you do not remember username or password. Follow instructions' has an arrow pointing to the '[Unable to login / Lost password](#)' link.
 - The 'Login' button is also highlighted with a grey box.

Sign Up: If you have not registered on our site, please read up the Sign Up section carefully and follow the steps.



Sign Up

New to our site? First check if your institution has subscribed to our courses. If yes, you get free access after a registration process. (Note: this can take upto two working days)

1. Click "Choose institution" below. If you find your institution, select it, click "Submit" and do as instructed
2. If not, choose "My institution is not listed". Then click Submit and then create your new account

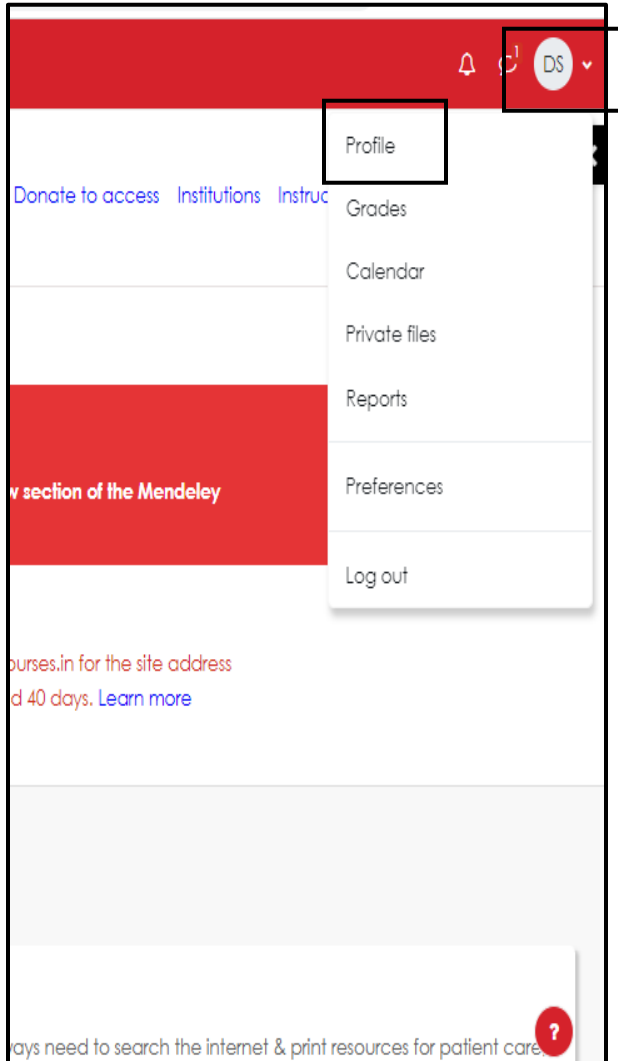
Check Institutions:

Choose institution

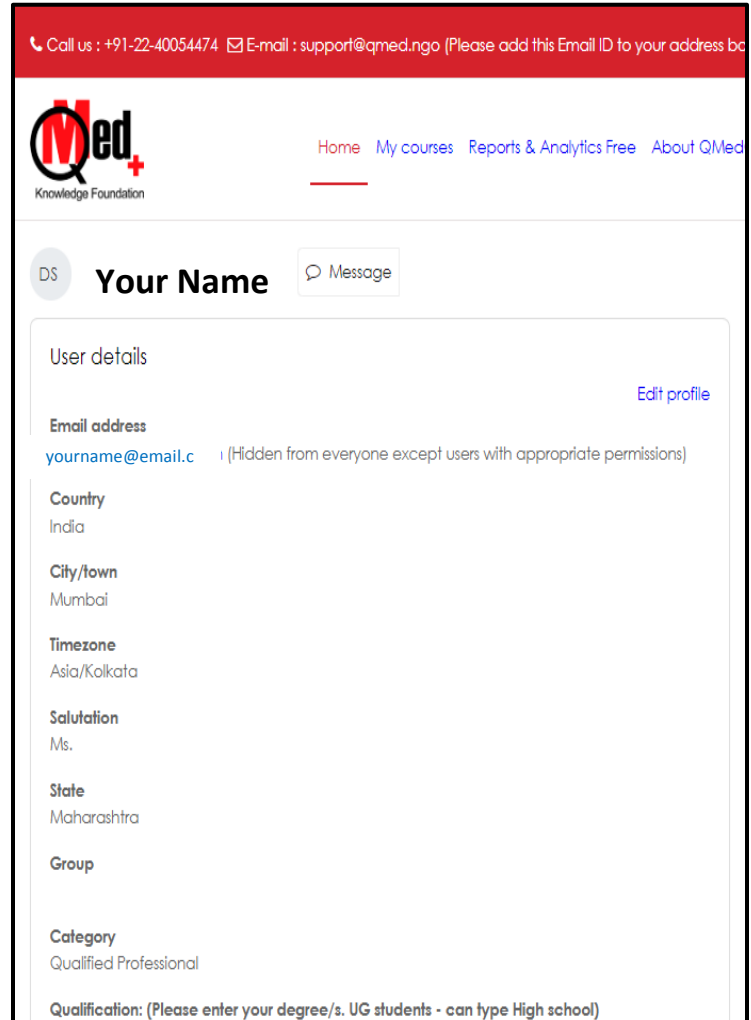
- My institution is not listed
- AIIMS Guwahati
- AIIMS Kalyani
- Amrita Institute of Medical Sciences, Kochi
- Apollo Tele Health Services, Hyderabad
- Bangalore Hospital Trust, Karunashraya
- Co-Guide, Bengaluru
- Dr D.Y. Patil Medical College, Pune
- GITAM Dental College and Hospital, Visakhapatnam
- GITAM Institute of Medical Sciences and Research, Visakhapatnam
- GITAM Institute of Nursing, Visakhapatnam
- GITAM School of Pharmacy, Visakhapatnam
- King George's Medical University, Lucknow
- Regional Medical Research Centre, Bhubaneswar (ICMR Centre)
- Sri Manakula Vinayagar Medical College & Hospital, Puducherry

Click this if you do not find your institution in the list

Once you login, update your Profile



This screenshot shows the user profile dropdown menu. The menu is open, displaying several options: Profile, Grades, Calendar, Private files, Reports, Preferences, and Log out. The 'Profile' option is highlighted with a red box. The user's initials 'DS' are visible in the top right corner of the page.




This screenshot shows the user profile page. The page header includes contact information: Call us : +91-22-40054474 and E-mail : support@qmed.ngo. The user's name 'Your Name' is displayed with a 'Message' button. The profile details are as follows:

Field	Value
User details	Edit profile
Email address	yourname@email.c (Hidden from everyone except users with appropriate permissions)
Country	India
City/town	Mumbai
Timezone	Asia/Kolkata
Salutation	Ms.
State	Maharashtra
Group	
Category	Qualified Professional
Qualification	(Please enter your degree/s. UG students - can type High school)

Courses available to you

Call us : +91-22-40054474 | Email : support@qmed.ngo (Please add this Email ID to your address book)


Available courses



Information Resources and Literature Searching

FREE (75 mins) Learning does not stop with your textbooks and health sciences degree. You will always need to search the internet & resources and the correct methods of searching.

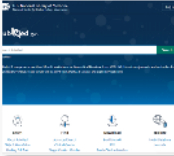
Teacher: [Vasumathi Sriganesh](#)



Introduction to Referencing

FREE (45 mins) When you author a publication it is important to cite and reference correctly. [Learn these nuances in this introductory](#)


Teacher: [Vasumathi Sriganesh](#)



Mastering PubMed

120 mins (Optional - additional 105 mins) What exactly is PubMed? How does one make a search more meaningful? How does one doubt and takes you through a thorough step by step process of mastering PubMed.


Teacher: [Vasumathi Sriganesh](#)



Reference Management with Mendeley

(120 mins) Struggling with adding citations / bibliography to your article? Forgot where you stored pdfs and PubMed results that you Managers allow us to save hours of time and concentrate on the actual documentation of your research / article!

Teacher: [Vasumathi Sriganesh](#)



Resources For You

We present a collection of resources useful for searching the health sciences literature and writing and reporting of research. Some resources are created by QMed, others are mostly well known resources available online.

In the Extra Reading section, we have a compilation of topics, for which we have links to articles in PubMed. We've added three hyp

Teacher: [Vasumathi Sriganesh](#)

Click any course and start viewing the lessons

Call us : +91-22-40054474 | E-mail : support@qmed.ngo (Please add this Email ID to your address book)

Open course index

Home | My courses | Reports & Analytics Free | About QMedCourses | Content Coverage | Donate to

Mastering PubMed

Course | Participants | Grades | Badges | Competencies | More ▾

Course Overview

120 mins (Optional - additional 105 mins) What exactly is PubMed? How does one make a search more meaningful? How does one search PubMed to get all results, for doing a systematic and takes you through a thorough step by step process of mastering PubMed.

This course has a compulsory set of lessons and then a set of "Additional learning" lessons. You need to finish the MCQs and Assessments of the first set, to get your certificate. The "Additional Learning" lessons are optional. UG students please note - the percentages we ask you to score for rewards are applicable ONLY for the Final assessment.

FILE
Suggested plan to finish the course with ease

We have suggested a plan, by which you can finish the course by just spending 15 mins every day

Click the link above to see how you could plan to spend **just 15 minutes a day** and finish this course in about 10 days. You could of course take to completely yours!

FORUM
Announcements

Before you use PubMed

LESSON
Before you use PubMed : 5 Lessons - 23 mins

Click here for video lessons

QUIZ
MCQ's: Before you use PubMed

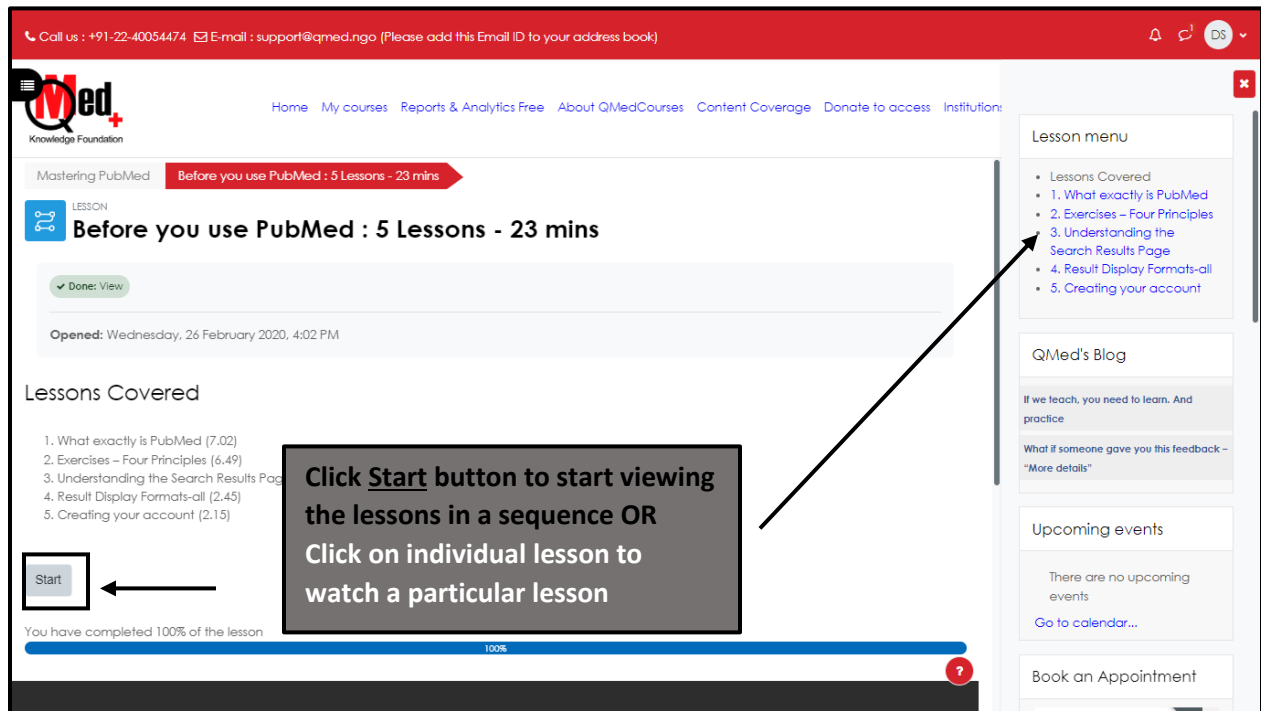
MCQs after every module – highly recommended!

FORUM
Discussion Forum: Before you use PubMed

Discussion forum for every module – ask questions, give suggestions

Focusing search results using MeSH

Every Lesson in any course has the same flow



Call us : +91-22-40054474 | E-mail : support@qmed.ngo (Please add this Email ID to your address book)

Home | My courses | Reports & Analytics Free | About QMedCourses | Content Coverage | Donate to access | Institution:

Mastering PubMed | Before you use PubMed : 5 Lessons - 23 mins

LESSON
Before you use PubMed : 5 Lessons - 23 mins

Done: View

Opened: Wednesday, 26 February 2020, 4:02 PM

Lessons Covered

1. What exactly is PubMed (7.02)
2. Exercises – Four Principles (6.49)
3. Understanding the Search Results Page (2.45)
4. Result Display Formats-all (2.45)
5. Creating your account (2.15)

Start

You have completed 100% of the lesson

100%

Lesson menu

- Lessons Covered
- 1. What exactly is PubMed
- 2. Exercises – Four Principles
- 3. Understanding the Search Results Page
- 4. Result Display Formats-all
- 5. Creating your account

QMed's Blog

If we teach, you need to learn. And practice

What if someone gave you this feedback – "More details"

Upcoming events

There are no upcoming events

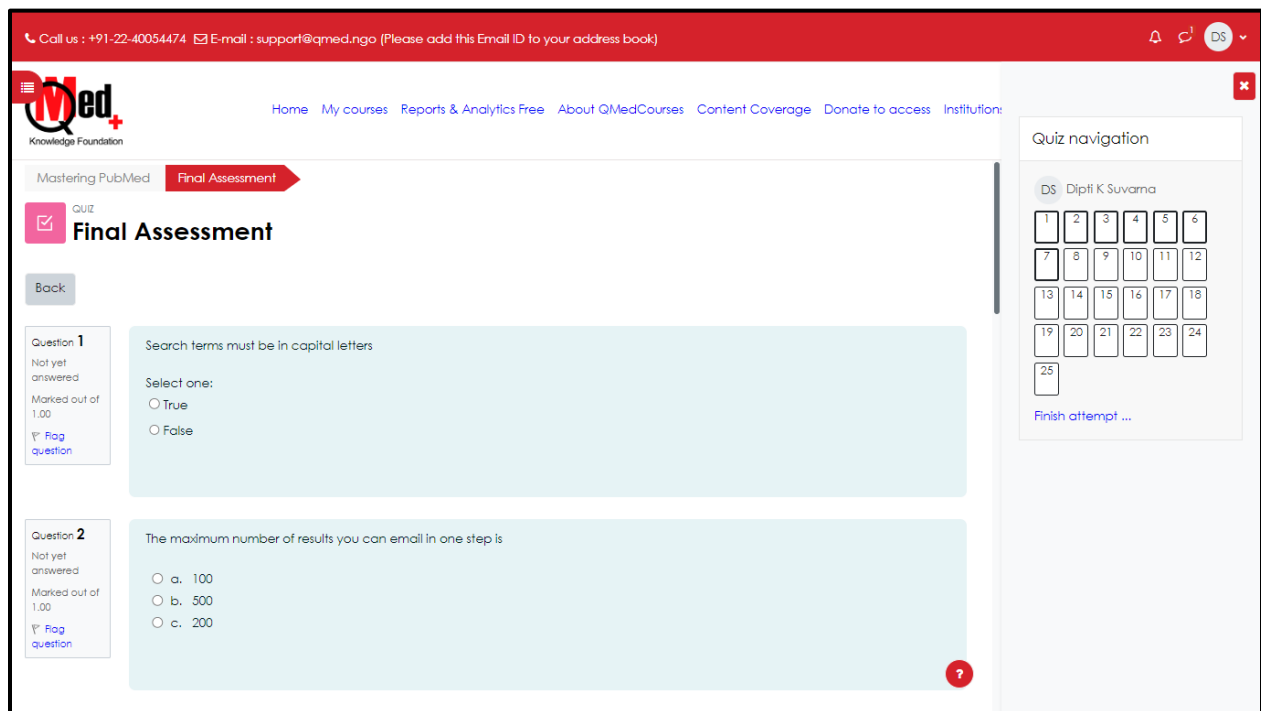
[Go to calendar...](#)

Book an Appointment

Click Start button to start viewing the lessons in a sequence OR Click on individual lesson to watch a particular lesson

The Final Assessment:

Completion mandatory for getting a certificate. You can attempt it any number of times – both for practice as well as for improving your scores



Call us : +91-22-40054474 | E-mail : support@qmed.ngo (Please add this Email ID to your address book)

Home | My courses | Reports & Analytics Free | About QMedCourses | Content Coverage | Donate to access | Institution:

Mastering PubMed | Final Assessment

QUIZ
Final Assessment

Back

Question 1
Not yet answered
Marked out of 1.00
Flag question

Search terms must be in capital letters

Select one:

True

False

Question 2
Not yet answered
Marked out of 1.00
Flag question

The maximum number of results you can email in one step is

a. 100

b. 500

c. 200

Quiz navigation

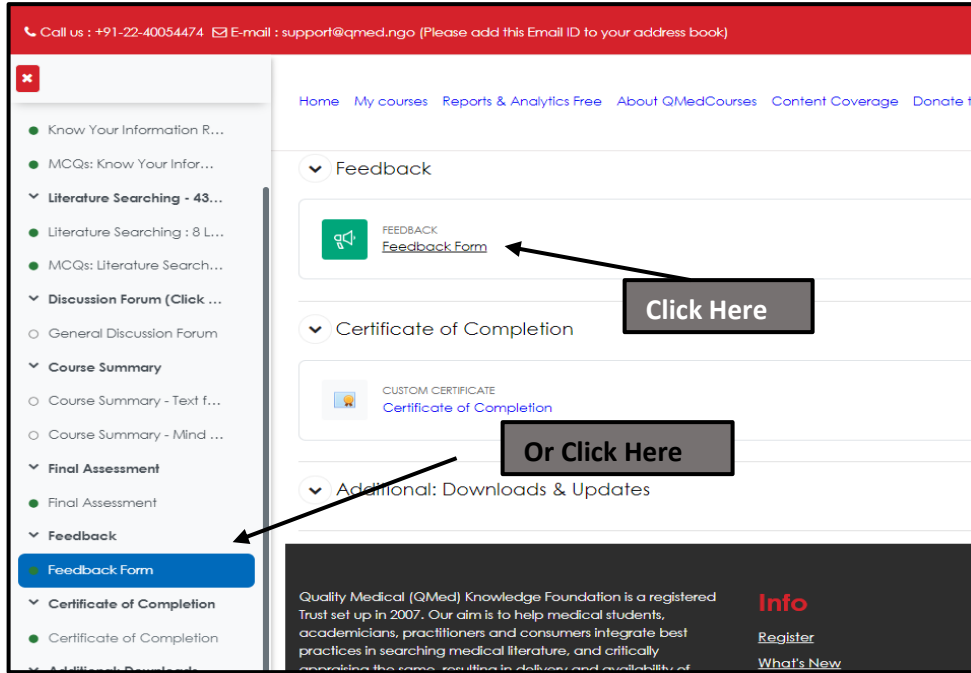
DS Dipti K Suvarna

1	2	3	4	5	6
7	8	9	10	11	12
13	14	15	16	17	18
19	20	21	22	23	24
25					

[Finish attempt ...](#)

Feedback Form

Give us your Feedback - we take it seriously!



Call us : +91-22-40054474 | E-mail : support@qmed.ngo (Please add this Email ID to your address book)

Home | My courses | Reports & Analytics Free | About QMedCourses | Content Coverage | Donate to

- Know Your Information R...
- MCQs: Know Your Infor...
- Literature Searching - 43...
- Literature Searching : 8 L...
- MCQs: Literature Search...
- Discussion Forum (Click ...
 - General Discussion Forum
- Course Summary
 - Course Summary - Text f...
 - Course Summary - Mind ...
- Final Assessment
 - Final Assessment
- Feedback
 - Feedback Form**
- Certificate of Completion
 - Certificate of Completion
- Additional: Downloads & Updates

Feedback Form

Certificate of Completion

Quality Medical (QMed) Knowledge Foundation is a registered Trust set up in 2007. Our aim is to help medical students, academicians, practitioners and consumers integrate best practices in searching medical literature, and critically appraising the same, resulting in delivery and availability of

Info
Register
What's New

support@qmed.ngo (Please add this Email ID to your address book)

My courses | Site administration | Reports & Analytics Free | Completion Reports | About QMedCourses | Content Coverage | Donat

On a scale of 1 to 5, how would you rate us for the following: (1 = lowest, 5 = highest)

How useful was this course for you? (Consider present as well as future contexts when you answer) 1 2 3 4 5

Why did you give this score for Usefulness? (Please explain in one or two SENTENCES. Not just a word)

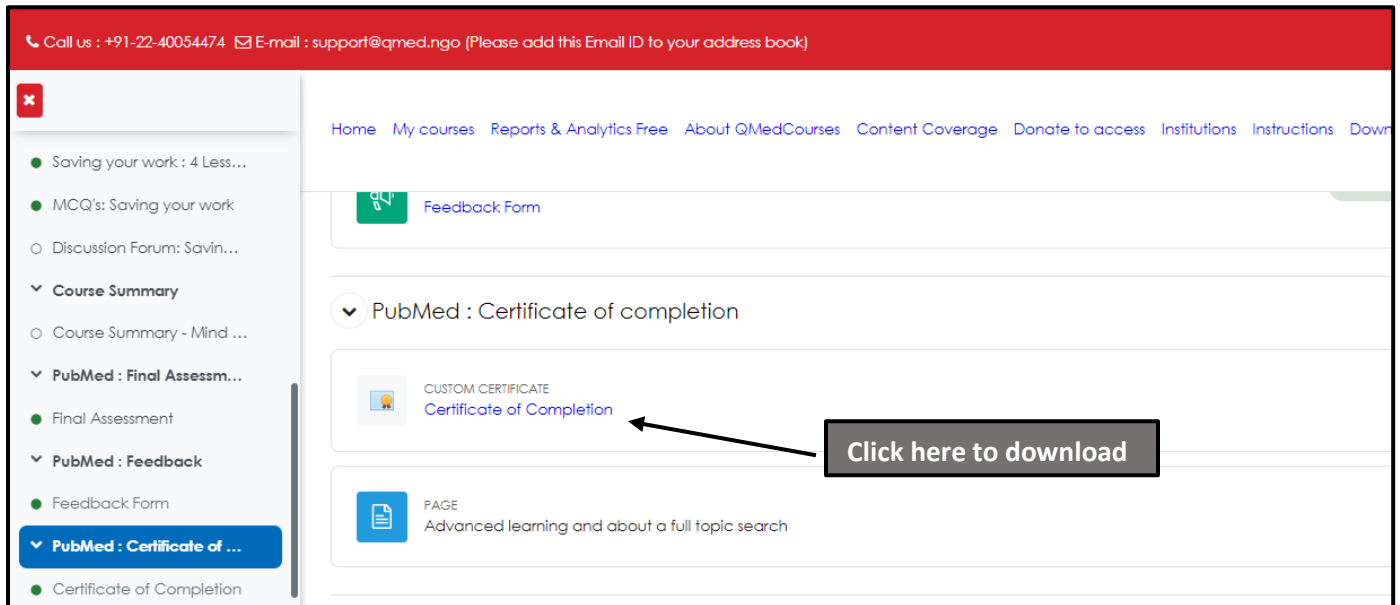
How likely are you to recommend this course to your friends / peers / others or to an institution? 1 2 3 4 5

Who are you likely to recommend this course to? You can select more than one option My Batchmates / Juniors / Seniors My Students My Colleagues My Institution Head / R&D incharge / Decision Makers Not sure

If you asked QMed for help, please rate the support received. If you did not need any support, please choose "Did not ask" 1 2 3 4 5 Did not ask

If you gave a score for support received, please mention why you gave that score, by explaining in a sentence.. If you c type NA

Download the Certificate



Call us : +91-22-40054474 E-mail : support@qmed.ngo (Please add this Email ID to your address book)

Home My courses Reports & Analytics Free About QMedCourses Content Coverage Donate to access Institutions Instructions Down

Feedback Form

PubMed : Certificate of completion

CUSTOM CERTIFICATE
[Certificate of Completion](#)

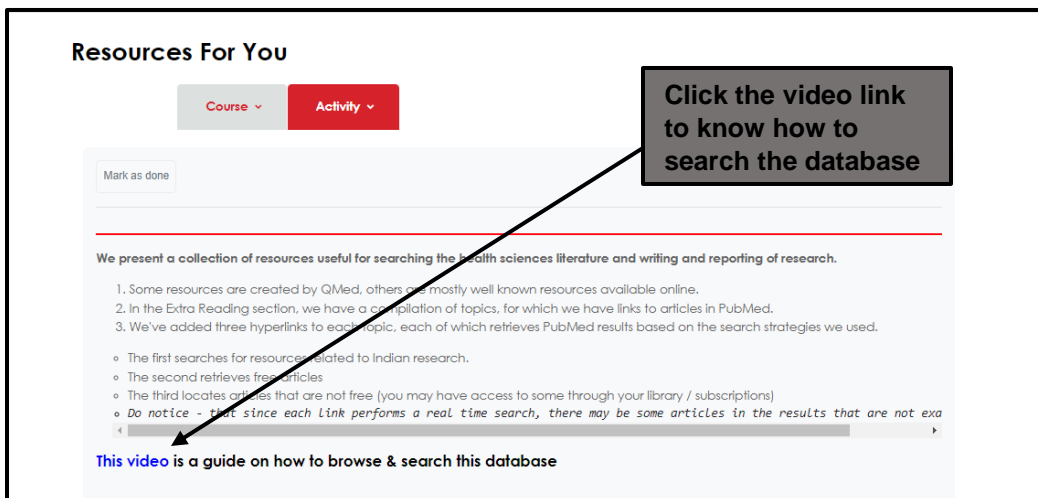
PAGE
Advanced learning and about a full topic search

Click here to download

Resources for You

This is a library of resources useful for:

- Searching – Includes several indexes, tutorials, and other databases
- Writing / Reporting of Research – Tutorials, Organizations, Guidelines
- Extra Reading – Rich library of articles and abstracts on various aspects of research
- Research – Generic – Platforms, Consortia, Organizations, Tutorials



Resources For You

Course ▾ Activity ▾

Mark as done

We present a collection of resources useful for searching the health sciences literature and writing and reporting of research.

1. Some resources are created by QMed, others are mostly well known resources available online.
2. In the Extra Reading section, we have a compilation of topics, for which we have links to articles in PubMed.
3. We've added three hyperlinks to each topic, each of which retrieves PubMed results based on the search strategies we used.
 - The first searches for resources related to Indian research.
 - The second retrieves free articles
 - The third locates articles that are not free (you may have access to some through your library / subscriptions)
 - Do notice - that since each link performs a real time search, there may be some articles in the results that are not exa

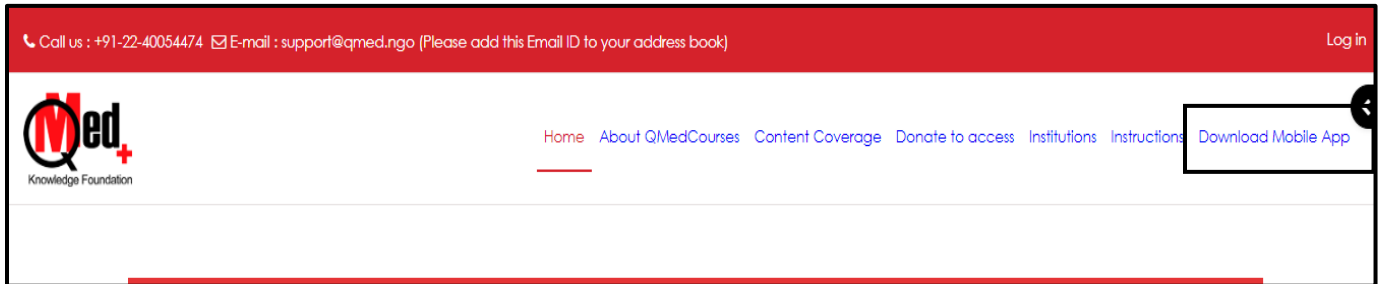
[This video](#) is a guide on how to browse & search this database

Click the video link to know how to search the database

Mobile App

You can do the courses (viewing video lessons, attempting MCQs & final assessments, giving feedback and downloading the certificate) through the mobile app too.

Click on the Download Mobile App from the home page and follow the instructions



If you still have any questions or are facing any issues, do write to us on support@qmed.ngo and we will get back to you.